


# GO!D<sup>TM</sup> SCAN 3

THE FASTEST AND EASIEST  
3D SCANNING EXPERIENCE





The Go!SCAN 3D™ product line offers our easiest portable 3D scanning experience, providing fast and reliable measurements. With these handheld 3D scanners, you can even capture 3D data in full color.

You need simplified, quick, and accurate 3D scanning? The Go!SCAN 3D scanners were designed with you in mind. Through a very efficient process, these self-positioning systems can be used by anyone without requiring any prior experience or background, and provide visual guidance as you are scanning. Their innovative technology bypasses preparation steps and specific setups, provides a very fast measurement rate, and does not require manual data post-processing.

Highly versatile, they can be used for a wide range of applications, helping professionals throughout the entire product development process.

**EASY. FAST. RELIABLE. INTRODUCING THE GO!SCAN 3D SCANNERS.**

**CREAFORM 3D SCANNERS**  
**ACCURACY. PORTABILITY. SIMPLICITY.**



**GO!  
SCAN 3D**



The easiest 3D scanning experience, generating fast and reliable measurements.

**HANDY  
SCAN 3D**



The truly portable metrology-grade 3D scanners delivering highly accurate measurements.

**METRA  
SCAN 3D**



The most accurate scanning and probing solutions, whether in a lab or on the shop floor.



# THE GO!SCAN 3D SCANNERS: YOUR BEST ALLY AT ALL STAGES OF YOUR PRODUCT LIFECYCLE MANAGEMENT

## Concept

### Requirements and specifications



- Competitive product analysis
- Measurement of product environment or connecting/Surrounding parts
- Measurement of existing parts for aftermarket or custom equipment

### Concept design



- Clay model measurement/Reverse engineering
- Models and mock-ups measurement/Reverse engineering
- Styling and aesthetics

### Concept prototyping



- Integration of prototype modifications into CAD file
- Form study, proof-of-concept prototypes
- Ergonomy prototypes

## Design

### CAD design



- 3D scan-to-CAD
- Reverse engineering (extracting design-intent)
- Packaging design

### Prototyping



- Rapid prototyping/Manufacturing
- Integration of prototype modifications into CAD file
- Prototype inspection

### Testing, simulation and analysis



- Finite element analysis (FEA)
- Interference analysis
- Deformation, geometry analysis

## Manufacturing

### Tooling design



- Reverse engineering of dies, molds, fixtures, jigs and patterns
- Update of CAD file to reflect as-built tooling measurements
- Tooling validation/Inspection

### Assembly/Production



- Virtual assembly
- Tool/Robot path programming
- Part assessment before machining

### Quality control



- First article inspection (FAI)
- Part-to-CAD inspection
- Supplier quality inspection

## Servicing

### Documentation



- As-built documentation of parts/Tooling
- Marketing presentations, 3D training systems, serious gaming
- Digital archiving

### Maintenance, repair and overhaul (MRO)



- Wear and tear analysis
- Custom repairs/Modification
- As-built documentation of parts/Tooling before maintenance

### Replacement/Recycling



- Reverse engineering for developing replacement/Restoration parts
- Planning of complex assemblies disassembly/Dismantling

## OTHER APPLICATIONS

Museology, heritage preservation, restoration, digital archiving, 3D scanning for research, analysis and publishing, multimedia, entertainment, computer graphics and special effects.



ALL OF THE CREAFORM PORTABLE 3D SCANNERS FEATURE INNOVATIVE AND EXCLUSIVE TECHNOLOGIES:

**TRUsimplicity™**  
VERY SIMPLE 3D SCANNING PROCESS

**TRUportability™**  
3D SCANNING WHERE YOU NEED TO GO

**TRUaccuracy™**  
ACCURATE MEASUREMENTS IN REAL LIFE OPERATING CONDITIONS

**USER-FRIENDLY:**  
NO EXPERIENCE REQUIRED,  
UP-AND-RUNNING IN MINUTES.

**NO RIGID SETUP REQUIRED:** BOTH THE PART AND THE SCANNER CAN BE MOVED DURING SCANNING.

**FAST:** TYPICAL OBJECTS ARE SCANNED IN 5 MINUTES OR LESS.

**PROFESSIONAL-GRADE MEASUREMENTS:** ACCURACY OF UP TO 0.1 mm AND RESOLUTION OF UP TO 0.1 mm.

**BUILT-IN INTELLIGENCE:** ENSURES THAT 3D DATA ARE HIGH-QUALITY AND ACCURATE.

**SCAN IN COLOR:** ALLOWS FOR SEAMLESS CAPTURE OF HIGH-QUALITY GEOMETRY AND COLORS SIMULTANEOUSLY.

**HYBRID POSITIONING:** USES THE PARTS' NATURAL GEOMETRY AND COLOR.

**POINT-AND-SHOOT:** NO NEED TO PREPARE PARTS. JUST GO!

**OPTIONAL TARGETS:** POSSIBLE TO USE TARGETS TO COMPENSATE FOR AN OBJECT'S LACK OF POSITIONING INFORMATION.

**3D PRINTING:** MAXIMIZE THE POSSIBILITIES WITH 3D SCANNING.

**ON-THE-GO SCANNING:** FITS INTO A CARRY-ON CASE, SO YOU CAN USE IT BOTH IN-HOUSE OR ON SITE.


**LIGHTWEIGHT AND SMALL:** WEIGHTS UNDER 1 kg, CAN REACH CONFINED AREAS. FITS INTO A CARRY-ON.

**REAL-TIME VISUALIZATION:** LOOK AT THE COMPUTER SCREEN TO SEE WHAT YOU ARE DOING, AND WHAT IS LEFT TO BE DONE.

**AUTOMATIC MESH OUTPUT:** READY-TO-USE FILES (GEOMETRY AND COLOR), RIGHT AS YOU COMPLETE ACQUISITION.



**QUICK WORKFLOW INTEGRATION:** USABLE SCAN FILES CAN BE IMPORTED INTO REVERSE ENGINEERING/CAD/3D PRINTING SOFTWARE WITHOUT POST-PROCESSING.

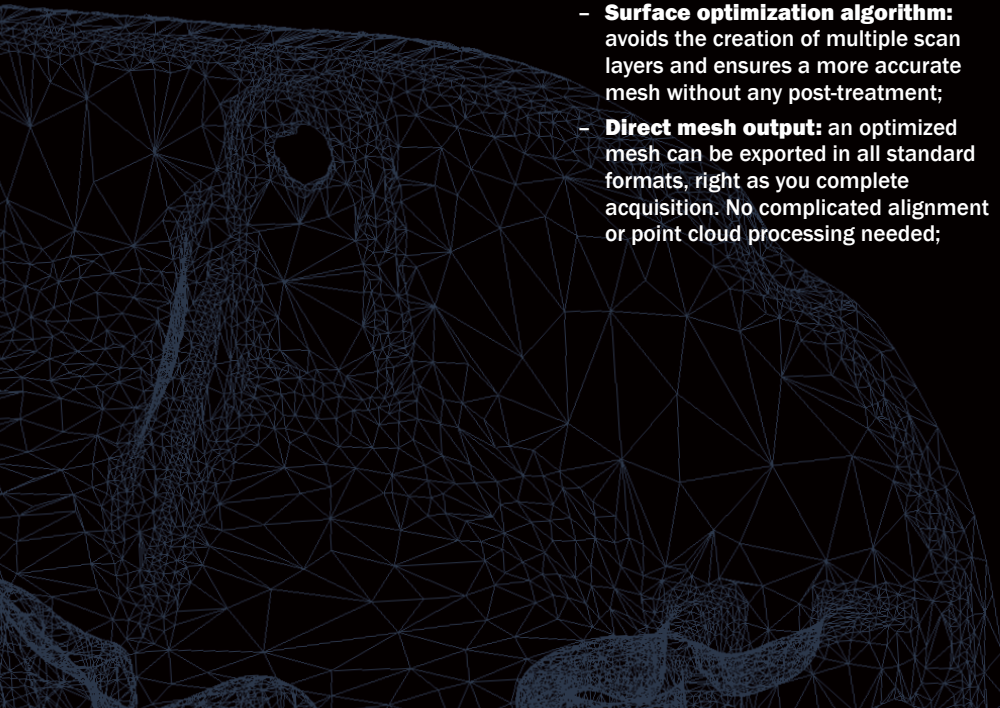


## VXELEMENTS™: CREAFORM'S 3D SOFTWARE PLATFORM

The Go!SCAN 3D scanner comes with VXelements, a fully integrated 3D software platform that powers our entire fleet of 3D scanning and measurement technologies. It gathers all the essential elements and tools into a user-friendly, simplified and sleek working environment. Its real-time visualization provides a simple, enjoyable scanning experience.

An optimized scan file is automatically created and available upon completion of the data acquisition step, which contributes to greatly shorten your part inspection or design process.

- **User-friendly interface:** VXelements was designed to simplify the whole scanning process to its essential core, through a powerful and simple process;
- **Surface optimization algorithm:** avoids the creation of multiple scan layers and ensures a more accurate mesh without any post-treatment;
- **Direct mesh output:** an optimized mesh can be exported in all standard formats, right as you complete acquisition. No complicated alignment or point cloud processing needed;
- **No limitation to the scan resolution:** you simply need to input a resolution value, independent from the size of the scanned object. Resolution can be changed at any time before/after the scan;
- **Real-time visualization:** the user can view the 3D surface as the object is being scanned;
- **Scan results enhancement:** hole filling, smart decimation, boundary filters, etc.





## EXTEND THE POWER OF YOUR GO!SCAN 3D SCANNER

### VXmodel™ : Scan-to-CAD software module

VXmodel is a post-treatment software that directly integrates into VXelements and seamlessly allows to finalize 3D scan data for use directly in any CAD or 3D printing software. VXmodel provides the simplest and fastest path from 3D scans to your CAD or additive manufacturing workflow.

### VXremote™ : Remote access software application

VXremote improves your efficiency in the field by providing fast and easy remote access to VXelements. It offers quick activation and set-up and requires no hardware or server to install or maintain. You can have all its data acquisition functionalities at your fingertips... Available only with the Creafom Certified Rugged Tablet!



## ACCESSORIES

### INCLUDED

- Carrying case
- Calibration plate
- Power supply
- Custom USB cable
- 2 x 500 positioning targets
- 1-year warranty on parts and labor

### OPTIONAL

- Certified laptop computer
- 3D scanner external battery
- Rugged tablet with VXremote
- Manual turntable



## CREAFORM CUSTOMER SERVICE

When you purchase a Creafom 3D measurement solution, you can rely on the CreaCare™ customer service program. We find it important to help you simplify your work, increase your efficiency and make the most out of your Creafom device.

You want to make sure to start things right? For a small fee, you can ask that a qualified expert comes over to your business place to help you get started with your system, and to train your staff on your specific applications.

Of course, we offer you readily available, multilingual technical support on all continents, ensured by knowledgeable, proactive and committed product specialists.

To protect your investment further and keep you on the technological edge, you can also subscribe to a CreaCare Maintenance Plan, offered in various protection packages. Depending on the package selected, you could get instant downloading access to each new release of our proprietary data acquisition software or get a free loaner unit while your device gets serviced, for instance.

## CREAFORM METROLOGY AND 3D ENGINEERING SERVICES

Convinced of the quality and possibilities of the Creafom technologies, but not quite yet ready to commit and buy? Know that Creafom offers a wide range of metrology and 3D engineering services. Our experts have earned a worldwide reputation for effectiveness and professionalism. Whether you need their help to perform 3D scanning, quality control, reverse engineering, FEA/CFD simulations, product and tool development or training services, you can count on their commitment to meet your requirements with responsiveness and adaptability.

# TECHNICAL SPECIFICATIONS



**Go!SCAN 20™**



**Go!SCAN 50™**

<b>WEIGHT</b>	930 g	950 g
<b>DIMENSIONS</b>	154 x 178 x 235 mm	150 x 171 x 251 mm
<b>MEASUREMENT RATE</b>	550,000 measurements/s	
<b>SCANNING AREA</b>	143 x 108 mm	380 x 380 mm
<b>LIGHT SOURCE</b>	White light (LED)	
<b>RESOLUTION</b>	0.100 mm	0.500 mm
<b>ACCURACY</b>	Up to 0.100 mm	
<b>VOLUMETRIC ACCURACY*</b>	0.300 mm/m	
<b>POSITIONING METHODS</b>	Geometry and/or color and/or targets	
<b>STAND-OFF DISTANCE</b>	380 mm	400 mm
<b>DEPTH-OF-FIELD</b>	100mm	250 mm
<b>PART SIZE RANGE (RECOMMENDED)</b>	0.05 – 0.5 m	0.3 – 3.0 m
<b>TEXTURE RESOLUTION</b>	50 to 250 DPI	50 to 150 DPI
<b>TEXTURE COLORS</b>	24 bits	
<b>SOFTWARE</b>	VXelements	
<b>OUTPUT FORMATS</b>	.dae, .fbx, .ma, .obj, .ply, .stl, .txt, .wrl, .x3d, .x3dz, .zpr	
<b>COMPATIBLE SOFTWARE</b>	3D Systems (Geomagic® Solutions), InnovMetric Software (PolyWorks), Dassault Systèmes (CATIA V5 and SolidWorks), PTC (Pro/ENGINEER), Siemens (NX and Solid Edge), Autodesk (Inventor, Alias, 3ds Max, Maya, Softimage).	
<b>CONNECTION STANDARD</b>	1 x USB 2.0	
<b>OPERATING TEMPERATURE RANGE</b>	5-40 °C	
<b>OPERATING HUMIDITY RANGE (NON-CONDENSING)</b>	10-90%	

\*With positioning targets or with an object presenting adequate geometry/color texture for positioning.

**CREAFORM**

**AMETEK GmbH**  
**Division Creaform Deutschland**

Meisenweg 37  
 D - 70771 Leinfelden-Echterdingen  
 T. +49 711 1856 8030 | F. +49 711 1856 8099

germany@creaform3d.com | www.creaform3d.com

**AMETEK®**  
 ULTRA PRECISION TECHNOLOGIES

Authorized Distributor

Go!SCAN 3D, Go!SCAN 20, Go!SCAN 50, HandySCAN 3D, MetraSCAN 3D, TRUaccuracy, TRUpportability, TRUsimplicity, VXelements, VXmodel, VXremote, CreaCare and their respective logos are trademarks of Creaform Inc. © Creaform Inc. 2015. All rights reserved. V2